

EAST WEST BANKING CORPORATION
**EASTWEST PESO MONEY MARKET FUND
KEY INFORMATION AND INVESTMENT DISCLOSURE STATEMENT**
For the month ending 30 May 2025
FUND FACTS

Classification:	Peso Money Market	Net Asset Value per Unit (NAVPU):	₱ 127.7357
Launch Date:	1 June 2016	Total Fund NAV:	₱ 714.412 million
Min. Initial Investment:	₱10,000	Dealing Day:	Daily, up to 12 noon
Min. Additional Investment:	₱1,000	Redemption Settlement:	Next banking day from date of redemption
Min. Holding Period:	None	Early Redemption Charge:	Not Applicable
Applicable Tax:	20% Final Tax	Valuation:	Marked-to-Market

FEES*

Trustee Fee: 0.021101% EastWest Bank – TAMG	Custodianship Fee: 0.001245% LAND BANK	External Audit Fee: 0.000614% SGV	Other Fees: 0.000000%
--	---	--	--------------------------

*As a percentage of average daily NAV for the month valued at Php 669,040,167.50.

INVESTMENT OBJECTIVE AND STRATEGY

The Fund aims to provide its participants with liquidity and stable income derived from diversified portfolio of fixed income instruments. The Fund shall be primarily invested in a portfolio of bank deposits and fixed income instruments with remaining terms to maturity of not more than three years and has a weighted average portfolio life of one year or less. It is ideal for investors with a moderate risk profile. The Fund's Objective is to beat its benchmark, the Bloomberg Philippine Sovereign Bond Index Money Market (BPHILMM)

Description and Key Characteristics of the Benchmark

- The BPHILMM is a rules-based market-value weighted index engineered to measure the fixed-rate and zero-coupon local currency securities publicly issued by the Philippines, including retail securities. To be included in the index, a security must have a minimum par amount of PHP 3 billion. (Source: Bloomberg)

- **THE UIT FUND IS A TRUST PRODUCT, NOT A DEPOSIT ACCOUNT, AND IS NOT INSURED BY NOR GOVERNED BY THE PHILIPPINE DEPOSIT INSURANCE CORPORATION (PDIC).**
- **DUE TO THE NATURE OF THE INVESTMENTS, THE RETURNS/YIELDS CANNOT BE GUARANTEED AND HISTORICAL PERFORMANCE, WHEN PRESENTED IS PURELY FOR REFERENCE PURPOSES AND IS NOT A GUARANTEE OF SIMILAR FUTURE PERFORMANCE.**
- **ANY LOSSES AND INCOME ARISING FROM MARKET FLUCTUATIONS AND PRICE VOLATILITY OF THE SECURITIES HELD BY THE UITF, EVEN IF INVESTED IN GOVERNMENT SECURITIES, ARE FOR THE ACCOUNT OF THE CLIENT.**
- **AS SUCH, THE UNITS OF PARTICIPATION OF THE CLIENT IN THE UITF, WHEN REDEEMED, MAY BE WORTH MORE OR WORTH LESS THAN HIS/HER INITIAL INVESTMENT/CONTRIBUTION.**
- **THE TRUSTEE IS NOT LIABLE FOR ANY LOSS UNLESS UPON WILLFUL DEFAULT, BAD FAITH OR GROSS NEGLIGENCE.**
- **THE UIT FUND IS NOT AN OBLIGATION OF, NOR GUARANTEED, NOR INSURED BY THE TRUSTEE, ITS AFFILIATES OR SUBSIDIARIES.**
- **THE INVESTOR MUST READ THE COMPLETE DETAILS OF THE FUND IN THE UITF'S DECLARATION OF TRUST, MAKE HIS/HER OWN RISK ASSESSMENT, AND WHEN NECESSARY, SEEK AN INDEPENDENT/ PROFESSIONAL OPINION BEFORE MAKING AN INVESTMENT.**

EastWest Bank – Trust & Asset Management Group, 3F EastWest Corporate Center, 5th Ave. cor. 23rd St., Bonifacio Global City Taguig. *For inquiries and feedback, you may call EastWest's 24-Hour Customer Service at 8888-1700 or email trustmarketing@eastwestbanker.com*

EastWest Bank is regulated by the Bangko Sentral ng Pilipinas
<https://www.bsp.gov.ph>

- The BPHILMM tracks the performance of peso-denominated bonds issued by the Philippine government. It comprises zero-coupon and fixed rate securities with tenors less than or equal to a year. BPHILMM is not a Total Returns Index nor is it net of taxes.

Use of the Benchmark

- The fund will invest in peso-denominated short-term securities and interest-bearing deposits. The benchmark would give a comparable metric given the fixed income assets of the portfolio. However, there is some misalignment between the returns of the fund and benchmark. The BPHILMM is not a Total Returns Index nor is it net of taxes.

Relevant Sources for further benchmark information:

- PDS
- Bloomberg. For additional information on the benchmark, investors may send an email to Bloomberg via indexhelp@bloomberg.net
- Additional information on the benchmark and/or its administrator can be made available to the investor upon request.

CLIENT SUITABILITY

Client profiling process should be performed prior to participating in the Fund to guide the prospective investor if the Fund is suited to his/her investment objectives and risk tolerance. Clients are advised to read the Declaration of Trust/Plan Rules of the Fund, which may be obtained from the Trustee, before deciding to invest.

The Fund is suitable for investors who:

- Have a moderate risk appetite
- Are looking for stable income over an investment time horizon of one year
- Are willing to accept moderate risks involving volatility of return and possible erosion of principal for potentially better short-term results

KEY RISKS AND RISK MANAGEMENT

You should not invest in this Fund if you do not understand or are not comfortable with the accompanying risks.

- Investors may not get back the value of their original investment upon redemption.
- The value of the Fund may rise or fall. You may lose some or all of your investment depending on the performance of the underlying securities. Factors that may affect the performance of these securities include, without limitation, market risks, fluctuations in interest rates, political instability, exchange controls, changes in taxation and foreign investment policies. Some of the key risks associated with the Fund are described below:
 - Country/ Political Risk. Securities can be affected by the political, economic and social structures within the countries of their issuers, such as internal and external conflicts, currency devaluations, foreign ownership limitations, trading costs and tax increases.
 - Market Risk. Market risk is the risk that the value of the fund investment will be negatively affected by the fluctuations in the price level of its underlying instruments.
 - Inflation Risk. Affecting all investments, inflation reduces the purchasing power of money.
 - Liquidity Risk. Liquidity is a measure of how easy it is for a security to be converted into cash. A liquid security is widely held and is frequently traded by many buyers and sellers every day. This is minimized by investing in marketable securities.
 - Interest Rate Risk. The value of fixed-income investments such as notes and bonds generally fall when interest rates rise. The potential for loss is typically greater for securities that have a longer term to maturity, have a longer duration or have a lower yield or coupon rate.
 - Reinvestment Rate Risk. This is the risk of reinvesting interest earnings at a rate lower than the original investment.
 - Credit Risk. Bonds represent a loan made to the issuer of the bond. The credit worthiness of the bond issuer is the issuer's ability to pay interest and principal on time, which can change during the life of the bond. Issuers with a higher risk of defaulting pay the highest yields.

EastWest Bank – Trust & Asset Management Group, 3F EastWest Corporate Center, 5th Ave. cor. 23rd St., Bonifacio Global City Taguig. *For inquiries and feedback, you may call EastWest's 24-Hour Customer Service at 8888-1700 or email trustmarketing@eastwestbanker.com*

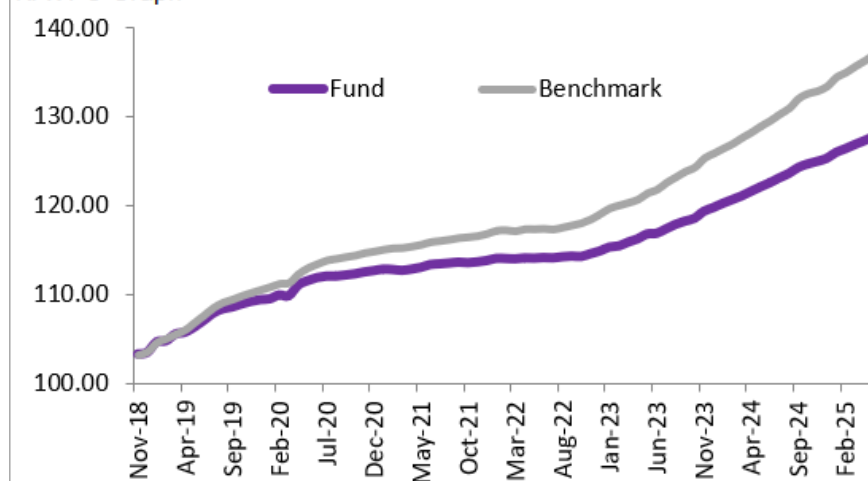
EastWest Bank is regulated by the Bangko Sentral ng Pilipinas
<https://www.bsp.gov.ph>

- These are the principal risk factors which may affect the performance of the Fund. If you would like more information before you invest, please consult the most recent Plan Rules or Declaration of Trust (DOT). The rights and duties of the investor are in the DOT.
- The Fund employs a risk management policy based on duration. Duration measures the sensitivity of NAVpU to interest rate movements. As interest rates rise, bond prices fall. The higher the duration, the more the NAVpU will fluctuate in relation to changes in interest rates.

FUND PERFORMANCE AND STATISTICS AS OF 30 May 2025

(Purely for reference purposes and is not a guarantee of future results)

NAVPU Graph



NAVPU over the past 12 months

Highest	127.7360
Lowest	122.0860

Key Statistics

Weighted Ave. Duration	0.43
Weighted Ave. Portfolio Life	0.46
Volatility, Past 1 Year*	0.0001372
Sharpe Ratio**	0.87
Information Ratio***	-6.55

Portfolio Composition (%)

Cash	8.3%
Government Securities	89.2%
Corporate Bonds	2.5%
Total	100%

Top Five Holdings (%)

RTB 05-16	9.7%
TD - Other Bank	4.3%
BSP BILL 6/10/2025	4.2%
BSP BILL 6/24/2025	4.2%
BSP BILL 7/1/2025	4.2%

	Cumulative Return		Annualized Return			
	1Mo	YTD	1Yr	3Yrs	5Yrs	
Fund	0.37%	1.97%	4.63%	3.84%	2.75%	
Benchmark****	0.52%	2.69%	6.25%	5.30%	3.94%	

*Volatility measures the degree to which the Fund fluctuates on a daily basis vis-à-vis its average return over a period of time.

**Sharpe Ratio is used to characterize how well the return of a Fund compensates the investor for the level of risk taken. The higher the number, the better. Risk Free Rate used is the Average 91 Day Treasury Bill Auction Average

***Information Ratio measures reward-to-risk efficiency of the portfolio relative to the benchmark. The higher the number, the higher the reward per unit of risk.

****New benchmark approved in October 31, 2019

*****The benchmark is not net of taxes. This may cause a discrepancy between the benchmark and the fund.

OTHER DISCLOSURES

OUTLOOK AND STRATEGY. Yields on the long end of the curve (20y and 25y) jumped by an average of 23 basis. This was the only segment that tracked the movement of US Treasuries, which rose across the curve due to concerns over the US's debt profile should President Trump's spending bill be approved. Meanwhile, local bond yields with tenors 10y and shorter declined on growing expectations that the Bangko Sentral ng Pilipinas will cut its benchmark rate in its next policy meeting as inflation continues to decelerate. The portfolio held most securities until maturity, taking advantage of interest accruals.

PROSPECTIVE INVESTMENTS. The Fund's prospective investments may include securities issued or guaranteed by the Philippine government, tradable securities issued by financial institutions or private corporations, marketable

EastWest Bank – Trust & Asset Management Group, 3F EastWest Corporate Center, 5th Ave. cor. 23rd St., Bonifacio Global City Taguig. *For inquiries and feedback, you may call EastWest's 24-Hour Customer Service at 8888-1700 or email trustmarketing@eastwestbanker.com*

EastWest Bank is regulated by the Bangko Sentral ng Pilipinas
<https://www.bsp.gov.ph>

instruments and loans that are traded in an organized exchange, bank deposits, similar collective investment vehicles subject to existing BSP regulations, and such other investment outlets/categories the BSP allow.

EastWest Bank – Trust & Asset Management Group, 3F EastWest Corporate Center, 5th Ave. cor. 23rd St., Bonifacio Global City Taguig. *For inquiries and feedback, you may call EastWest's 24-Hour Customer Service at 8888-1700 or email trustmarketing@eastwestbanker.com*

EastWest Bank is regulated by the Bangko Sentral ng Pilipinas
<https://www.bsp.gov.ph>

EAST WEST BANKING CORPORATION
**EASTWEST PESO INTERMEDIATE TERM BOND FUND
KEY INFORMATION AND INVESTMENT DISCLOSURE STATEMENT**
For the month ending 30 May 2025
FUND FACTS

Classification:	Peso Fixed Income Fund	Net Asset Value per Unit (NAVPU):	₱ 2318.5145
Launch Date:	18 February 2005	Total Fund NAV:	₱ 93.845 million
Min. Initial Investment	₱10,000	Dealing Day:	Daily, up to 12 noon
Min. Additional Investment:	₱1,000	Redemption Settlement:	Next banking day from date of redemption
Min. Holding Period:	30 calendar days	Early Redemption Charge:	₱500 or 0.25% of the amount withdrawn, whichever is higher
Applicable Tax:	20% Final Tax	Valuation:	Marked-to-Market

FEES*

Trustee Fee: 0.086158% EastWest Bank – TAMG	Custodianship Fee: 0.001718% LAND BANK	External Audit Fee: 0.004354% SGV	Other Fees: 0.000000%
--	---	--	--------------------------

*As a percentage of average daily NAV for the month valued at Php 94,398,059.60.

INVESTMENT OBJECTIVE AND STRATEGY

The Fund aims to provide its participants with the potential to earn intermediate term returns higher than traditional bank deposits. The fixed income component of the portfolio shall have a weighted average portfolio life of between 1 to 3 years. It aims to outperform the **Bloomberg Philippine Sovereign Bond Index 1 to 3 Year**.

- Description and Key Characteristics of the Benchmark
 - o The Bloomberg Philippine Sovereign Bond Index 1 to 3 Year (BPHIL13) is a rules-based market-value weighted index engineered to measure the fixed-rate local currency securities publicly issued by the

- **THE UIT FUND IS A TRUST PRODUCT, NOT A DEPOSIT ACCOUNT, AND IS NOT INSURED BY NOR GOVERNED BY THE PHILIPPINE DEPOSIT INSURANCE CORPORATION (PDIC).**
- **DUE TO THE NATURE OF THE INVESTMENTS, THE RETURNS/YIELDS CANNOT BE GUARANTEED AND HISTORICAL PERFORMANCE, WHEN PRESENTED IS PURELY FOR REFERENCE PURPOSES AND IS NOT A GUARANTEE OF SIMILAR FUTURE PERFORMANCE.**
- **ANY LOSSES AND INCOME ARISING FROM MARKET FLUCTUATIONS AND PRICE VOLATILITY OF THE SECURITIES HELD BY THE UITF, EVEN IF INVESTED IN GOVERNMENT SECURITIES, ARE FOR THE ACCOUNT OF THE CLIENT.**
- **AS SUCH, THE UNITS OF PARTICIPATION OF THE CLIENT IN THE UITF, WHEN REDEEMED, MAY BE WORTH MORE OR WORTH LESS THAN HIS/HER INITIAL INVESTMENT/CONTRIBUTION.**
- **THE TRUSTEE IS NOT LIABLE FOR ANY LOSS UNLESS UPON WILLFUL DEFAULT, BAD FAITH OR GROSS NEGLIGENCE.**
- **THE UIT FUND IS NOT AN OBLIGATION OF, NOR GUARANTEED, NOR INSURED BY THE TRUSTEE, ITS AFFILIATES OR SUBSIDIARIES.**
- **THE INVESTOR MUST READ THE COMPLETE DETAILS OF THE FUND IN THE UITF'S DECLARATION OF TRUST, MAKE HIS/HER OWN RISK ASSESSMENT, AND WHEN NECESSARY, SEEK AN INDEPENDENT/ PROFESSIONAL OPINION BEFORE MAKING AN INVESTMENT.**

EastWest Bank – Trust & Asset Management Group, 3F EastWest Corporate Center, 5th Ave. cor. 23rd St., Bonifacio Global City Taguig. *For inquiries and feedback, you may call EastWest's 24-Hour Customer Service at 8888-1700 or email trustmarketing@eastwestbanker.com*

EastWest Bank is regulated by the Bangko Sentral ng Pilipinas
<https://www.bsp.gov.ph>

Philippines, including retail securities. To be included in the index a security must have a minimum par amount of PHP 3 billion. The BPHIL13 tracks the performance of peso-denominated bonds issued by the Philippine government. It comprises of peso-denominated fixed rate securities with tenors that are 1-3 years.

- Relation of the Benchmark's use to the fund's objectives/investment strategies
 - o The fund is designed for Moderate Risk appetite investors looking for Moderate returns on their investment through capital appreciation. The fund will invest in peso-denominated intermediate-term securities. The benchmark would give be a comparable metric given the fixed income assets of the portfolio.
 - o However, there is an immaterial misalignment between the returns of fund and benchmark. This is due to the Taxable nature of the fund, which can create immaterial differences.
- Relevant Sources for further benchmark information:
 - o PDS (<https://www.pds.com.ph/>)
 - o Bloomberg. For additional information on the benchmark, investors may send an email to Bloomberg via indexhelp@bloomberg.net
 - o Additional information on the benchmark and/or its administrator can be made available to the investor upon request.

CLIENT SUITABILITY

A client profiling process should be performed prior to participating in the Fund to guide the prospective investor if the Fund is suited to his/her investment objectives and risk tolerance. Clients are advised to read the Declaration of Trust/Plan Rules of the Fund, which may be obtained from the Trustee, before deciding to invest.

The Fund is suitable for investors who:

- Have a moderate risk appetite
 - Are looking for capital growth over an investment time horizon of three years
 - Are willing to accept moderate risks involving volatility of return and possible erosion of principal for potentially better intermediate-term results
-

KEY RISKS AND RISK MANAGEMENT

You should not invest in this Fund if you do not understand or are not comfortable with the accompanying risks.

- Investors may not get back the value of their original investment.
- The value of the Fund may rise or fall. You may lose some or all of your investment depending on the performance of the underlying securities. Factors that may affect the performance of these securities include, without limitation, market risks, fluctuations in interest rates, political instability, exchange controls, changes in taxation and foreign investment policies. Some of the key risks associated with the Fund are described below:
 - o **Interest Rate Risk.** The value of fixed-income investments such as notes and bonds generally fall when interest rates rise. The potential for loss is typically greater for securities that have a longer term to maturity, have a longer duration or have a lower yield or coupon rate.
 - o **Reinvestment Rate Risk.** This is the risk that interest earnings, or the proceeds from the sale or maturity of a bond investment, is reinvested at a rate lower than its original investment, thus reducing the investor's periodic income.
 - o **Credit Risk.** This is the possibility for an investor to experience losses due to a borrower's failure to pay principal and/or interest in a timely manner. Bonds represent a loan made to the issuer of the bond. The credit worthiness of the bond issuer is the issuer's ability to pay interest and principal on time, which can change during the life of the bond. Issuers with a higher risk of defaulting pay the highest yields.
 - o **Market Risk.** Market Risk is the possibility for an investor to experience losses due to changes in market prices of securities. It is the risk of a UITF to lose value due to a decline in the prices of securities, which may sometimes happen rapidly or unexpectedly. There are market factors affecting all securities that cannot be controlled by diversification, such as the sentiment of investors as a whole which is unpredictable. Market downturns can come swiftly and last a long time.

EastWest Bank – Trust & Asset Management Group, 3F EastWest Corporate Center, 5th Ave. cor. 23rd St., Bonifacio Global City Taguig. *For inquiries and feedback, you may call EastWest's 24-Hour Customer Service at 8888-1700 or email trustmarketing@eastwestbanker.com*

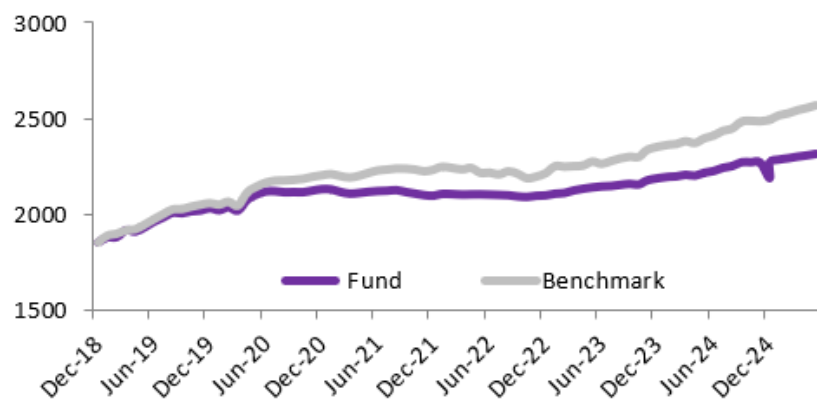
EastWest Bank is regulated by the Bangko Sentral ng Pilipinas
<https://www.bsp.gov.ph>

- **Liquidity Risk.** Liquidity is a measure of how easy it is for a security to be converted into cash. A liquid security is widely held and is frequently traded by many buyers and sellers every day. Liquidity risk is minimized by investing in marketable securities.
- **Inflation Risk.** Inflation is the general upward price movement of goods or services in an economy, resulting to a reduction in the purchasing power of money. Inflation affects all investments. An investor would want the value of his investment to keep pace or exceed the rate by which the prices of goods and services go up. Historically, inflation risk is greatest for short-term guaranteed securities like time deposits and treasury bills.
- **Country Risk.** Securities can be affected by the political, economic and social structures within the countries of their issuers, such as internal and external conflicts, currency devaluations, foreign ownership limitations, trading costs, tax increases, and other changes in regulations.”
- **Other Risks.** Participation in the UITF may be further exposed to the risk of any actual or potential conflicts of interest relative to in-house transactions by EastWest Bank-Trust.

FUND PERFORMANCE AND STATISTICS AS OF 30 May 2025

(Purely for reference purposes and is not a guarantee of future results)

NAVPU Graph



NAVPU over the past 12 months

Highest	2,319.0420
Lowest	2,219.4910

Key Statistics

Weighted Ave. Duration	1.98
Weighted Ave. Portfolio Life	2.27
Volatility, Past 1 Year*	0.000838
Sharpe Ratio**	-0.20
Information Ratio***	-2.11

Portfolio Composition (%)

Cash	15.1%
Government Securities	74.5%
Corporate Bonds	10.4%
Total	100.0%

Top Five Holdings (%)

RTB 05-18	21.1%
FXTN 07-67	14.2%
TD - EastWest	10.9%
RTB 05-13	10.6%
FXTN 20-14	10.2%

	Cumulative Return		Annualized Return		
	1Mo	YTD	1Yr	3Yrs	5Yrs
Fund	0.34%	1.99%	4.46%	3.26%	1.95%
Benchmark****	0.55%	3.07%	7.18%	5.02%	3.67%

*Volatility measures the degree to which the Fund fluctuates on a daily basis vis-à-vis its average return over a period of time.

**Sharpe Ratio is used to characterize how well the return of a Fund compensates the investor for the level of risk taken. The higher the number, the better. Risk Free Rate used is the Average Philippine 3Y Benchmark Rate.

***Information Ratio measures reward-to-risk efficiency of the portfolio relative to the benchmark. The higher the number, the higher the reward per unit of risk.

****New benchmark approved October 31, 2019

*****The benchmark is not net of taxes. This may cause a discrepancy between the benchmark and the fund.

OTHER DISCLOSURES

RELATED PARTY TRANSACTIONS. The Fund has bond investments in Filinvest Land amounting to P1.00 million. The investment outlets were approved by the Board of Directors. All related party transactions are conducted on a best execution and arm's length basis.

OUTLOOK AND STRATEGY. Yields on the long end of the curve (20y and 25y) jumped by an average of 23 basis. This was the only segment that tracked the movement of US Treasuries, which rose across the curve due to concerns over the

EastWest Bank – Trust & Asset Management Group, 3F EastWest Corporate Center, 5th Ave. cor. 23rd St., Bonifacio Global City Taguig. *For inquiries and feedback, you may call EastWest's 24-Hour Customer Service at 8888-1700 or email trustmarketing@eastwestbanker.com*

EastWest Bank is regulated by the Bangko Sentral ng Pilipinas
<https://www.bsp.gov.ph>

US's debt profile should President Trump's spending bill be approved. Meanwhile, local bond yields with tenors 10y and shorter declined on growing expectations that the Bangko Sentral ng Pilipinas will cut its benchmark rate in its next policy meeting as inflation continues to decelerate. The fund took advantage of interest accruals for most of the securities while a smaller portion of the fund was actively traded.

PROSPECTIVE INVESTMENTS. The Fund's prospective investments include securities issued by or guaranteed by the Philippine government, marketable fixed income securities issued by corporations and traded in an organized exchange, securities issued by or guaranteed by any government of a foreign country or any political subdivision of a foreign country, securities issued by any supranational entity, loans traded in an organized exchange, savings and time deposits in any bank or financial institution, and other tradable investment outlets categories as the BSP may allow.

EastWest Bank – Trust & Asset Management Group, 3F EastWest Corporate Center, 5th Ave. cor. 23rd St., Bonifacio Global City Taguig. *For inquiries and feedback, you may call EastWest's 24-Hour Customer Service at 8888-1700 or email trustmarketing@eastwestbanker.com*

EastWest Bank is regulated by the Bangko Sentral ng Pilipinas
<https://www.bsp.gov.ph>

EAST WEST BANKING CORPORATION

EASTWEST DOLLAR INTERMEDIATE TERM BOND FUND KEY INFORMATION AND INVESTMENT DISCLOSURE STATEMENT

For the month ending 30 May 2025

FUND FACTS

Classification:	US Dollar Bond Fund	Net Asset Value per Unit (NAVPU):	USD 153.3114
Launch Date:	18 March 2005	Total Fund NAV:	USD 2.138 million
Minimum Initial Investment:	USD 2,000	Dealing Day:	Daily, up to 12 noon
Minimum Additional investment:	No minimum amount for succeeding investment	Redemption Settlement:	3 banking days from date of redemption
Minimum Holding Period:	30 calendar days	Early Redemption Charge:	USD 10.00 or 0.25% of the amount withdrawn, whichever is higher
Applicable Tax:	15% Final Tax	Valuation:	Marked-to-Market

FEES*

Trustee Fee: 0.043014% EastWest Bank – TAMG	Custodianship Fee: 0.001941% LAND BANK	External Audit Fee: 0.003865% SGV	Other Fees: 0.0000000%
--	---	--	---------------------------

*As a percentage of average daily NAV for the month valued at USD 2,126,908.10.

INVESTMENT OBJECTIVE AND STRATEGY

The Fund aims to achieve for its participants the potential to enhanced intermediate term returns by investing in sovereign bonds issued by the Republic of the Philippines and other countries, corporate notes and bonds, term deposits and other tradable securities. The Fund maintains a weighted average portfolio life of between one to three years for the fixed income component of the portfolio. The portfolio's benchmark was changed to the **EM USD Aggregate Philippine Sovereign 1-3 Index**, replacing the previous blend of 25% Bloomberg USD Emerging Market Philippines Sovereign Bond Index and 75% Average Philippine US Dollar Savings Deposit Rate, effective April 16, 2025, in order to provide a more comparable measure of returns, in line with the fund's amended strategy to maintain a weighted average portfolio life of between one to three years. The Fund aims to exceed its benchmark.

- ❖ THE UIT FUND IS A TRUST PRODUCT, NOT A DEPOSIT ACCOUNT, AND IS NOT INSURED BY NOR GOVERNED BY THE PHILIPPINE DEPOSIT INSURANCE CORPORATION (PDIC).
- ❖ DUE TO THE NATURE OF THE INVESTMENTS, THE RETURNS/YIELDS CANNOT BE GUARANTEED AND HISTORICAL PERFORMANCE, WHEN PRESENTED IS PURELY FOR REFERENCE PURPOSES AND IS NOT A GUARANTEE OF SIMILAR FUTURE PERFORMANCE.
- ❖ ANY LOSSES AND INCOME ARISING FROM MARKET FLUCTUATIONS AND PRICE VOLATILITY OF THE SECURITIES HELD BY THE UITF, EVEN IF INVESTED IN GOVERNMENT SECURITIES, ARE FOR THE ACCOUNT OF THE CLIENT.
- ❖ AS SUCH, THE UNITS OF PARTICIPATION OF THE CLIENT IN THE UITF, WHEN REDEEMED, MAY BE WORTH MORE OR WORTH LESS THAN HIS/HER INITIAL INVESTMENT/CONTRIBUTION.
- ❖ THE TRUSTEE IS NOT LIABLE FOR ANY LOSS UNLESS UPON WILLFUL DEFAULT, BAD FAITH OR GROSS NEGLIGENCE.
- ❖ THE UIT FUND IS NOT AN OBLIGATION OF, NOR GUARANTEED, NOR INSURED BY THE TRUSTEE, ITS AFFILIATES OR SUBSIDIARIES.
- ❖ THE INVESTOR MUST READ THE COMPLETE DETAILS OF THE FUND IN THE UITF'S DECLARATION OF TRUST, MAKE HIS/HER OWN RISK ASSESSMENT, AND WHEN NECESSARY, SEEK AN INDEPENDENT/ PROFESSIONAL OPINION BEFORE MAKING AN INVESTMENT.

EastWest Bank – Trust & Asset Management Group, 3F EastWest Corporate Center, 5th Ave. cor. 23rd St., Bonifacio Global City Taguig. For inquiries and feedback, you may call EastWest's 24-Hour Customer Service at 8888-1700 or email trustmarketing@eastwestbanker.com

EastWest Bank is regulated by the Bangko Sentral ng Pilipinas
<https://www.bsp.gov.ph>

- Description and Key Characteristics of the new Benchmark
 - o The Bloomberg EM USD Aggregate Philippine Sovereign 1-3 Index tracks the performance of US Dollar denominated bonds issued by the Philippine Government that have a maturity within a 1–3 year period. It is a Total Returns Benchmark, but its returns are not net of taxes.
- Relation of the Benchmark's use to the fund's objectives/investment strategies
 - o The fund is designed for moderate-risk appetite investors looking for returns on their investments through capital appreciation by investing in a managed dollar-denominated fund. The fund will invest in dollar-denominated intermediate-term securities. The benchmark would be a comparable metric given it measures the performance of the same/similar type of instruments, and tenors that the fund invests in.
 - o There are immaterial misalignments between the Fund and the benchmark since the benchmark is not net of taxes. This can cause a difference between the returns of the funds compared to the returns of the benchmark.
- Relevant Sources for further benchmark information:
 - o Bloomberg. For additional information on the benchmark, investors may send an email to Bloomberg via indexhelp@bloomberg.net
 - o Additional information on the benchmark and/or its administrator can be made available to the investor upon request.
 - o PDS (<https://www.pds.com.ph/>)

CLIENT SUITABILITY

A client profiling process shall be performed prior to participating in the Fund to guide the prospective investor if the Fund is suited to his/her investment objectives and risk tolerance. Clients are advised to read the Declaration of Trust/Plan Rules of the Fund, which may be obtained from the Trustee, before deciding to invest.

The Fund is suitable for investors who:

- (a) have a moderate risk appetite and,
- (b) are looking for capital growth over an investment time horizon of three years
- (c) are willing to accept moderate risks involving volatility of return and possible erosion of principal for potentially better intermediate-term results

KEY RISKS AND RISK MANAGEMENT

You should not invest in this Fund if you do not understand or are not comfortable with the accompanying risks.

- Investors may not get back the value of their original investment.
- The value of the Fund may rise or fall. You may lose some or all of your investment depending on the performance of the underlying securities. Factors that may affect the performance of these securities include, without limitation, market risks, fluctuations in interest rates, political instability, exchange controls, changes in taxation and foreign investment policies. Some of the key risks associated with the Fund are described below:
- **Interest Rate Risk.** The value of fixed-income investments such as notes and bonds generally fall when interest rates rise. The potential for loss is typically greater for securities that have a longer term to maturity, have a longer duration or have a lower yield or coupon rate.
 - o **Reinvestment Rate Risk.** This is the risk of reinvesting interest earnings at a rate lower than the original investment.
 - o **Credit Risk.** Bonds represent a loan made to the issuer of the bond. The credit worthiness of the bond issuer is the issuer's ability to pay interest and principal on time, which can change during the life of the bond. Issuers with a higher risk of defaulting pay the highest yields.
 - o **Foreign Exchange Risk.** Foreign exchange risk exists when investments are made in securities that are denominated in a currency that is different from the one spent. For example, the earnings of a USD-denominated bond investment could be reduced or even negated by an appreciation of the Philippine Peso vis-à-vis the US Dollar.
 - o **Market Risk.** Market risk is the risk that the value of the fund investment will be negatively affected by the fluctuations in the price level of its underlying instruments.
 - o **Inflation Risk.** Affecting all investments, inflation reduces the purchasing power of money.

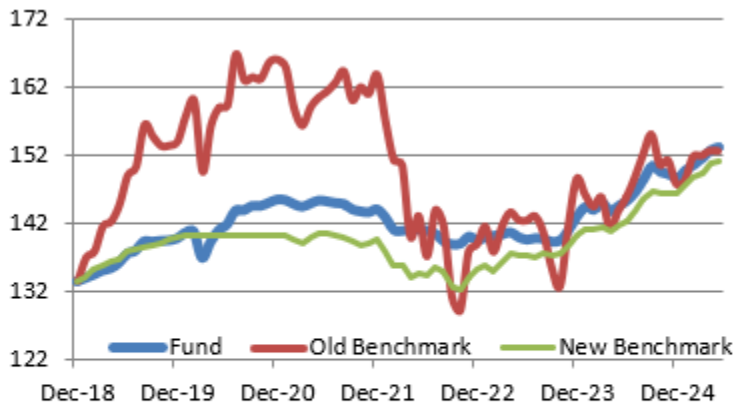
EastWest Bank – Trust & Asset Management Group, 3F EastWest Corporate Center, 5th Ave. cor. 23rd St., Bonifacio Global City Taguig. For inquiries and feedback, you may call EastWest's 24-Hour Customer Service at 8888-1700 or email trustmarketing@eastwestbanker.com

EastWest Bank is regulated by the Bangko Sentral ng Pilipinas
<https://www.bsp.gov.ph>

- **Liquidity Risk.** Liquidity is a measure of how easy it is for a security to be converted into cash. A liquid security is widely held and is frequently traded by many buyers and sellers every day. This is minimized by investing in marketable securities.
- **Inflation Risk.** Inflation is the general upward price movement of goods or services in an economy, resulting in a reduction in the purchasing power of money. Inflation affects all investments. An investor would want the value of his investment to keep pace or exceed the rate by which the prices of goods and services go up. Historically, inflation risk is greatest for short-term guaranteed securities like time deposits and treasury bills.
- **Country/ Political Risk.** Securities can be affected by the political, economic and social structures within the countries of their issuers, such as internal and external conflicts, currency devaluations, foreign ownership limitations, trading costs and tax increases.
- **Other Risks.** Participation in the UITF may be further exposed to the risk of any actual or potential conflicts of interest relative to in-house transactions by EastWest Bank-Trust.
- These are the principal risk factors which may affect the performance of the Fund. If you would like more information before you invest, please consult the most recent Declaration of Trust (DOT). The rights and duties of the investor are in the DOT.
- The Fund employs a risk management policy based on duration. Duration measures the sensitivity of NAVPU to interest rate movements. As interest rates rise, bond prices fall. The higher the duration, the more the NAVPU will fluctuate in relation to changes in interest rates.

FUND PERFORMANCE AND STATISTICS AS OF 30 May 2025

(Purely for reference purposes and is not a guarantee of future results)



NAVPU over the past 12 months

Highest	153.3113
Lowest	144.7035

Key Statistics

Weighted Ave. Duration	2.31
Weighted Ave. Portfolio Life	2.53
Volatility, Past 1 Year*	0.00103
Sharpe Ratio**	1.15
Information Ratio***	-0.45

Portfolio Composition (%)

Cash	8.9%
Government Securities	91.1%
Total	100.0%

Top Three Holdings (%)

ROP 27 N	23.9%
RDB 5.5-01	18.1%
ROP 27 O	16.1%

	Cumulative Return		Annualized Return		
	1Mo	YTD	1Yr	3Yrs	5Yrs
Fund	0.29%	3.08%	5.95%	2.79%	1.67%
New Benchmark	0.25%	3.31%	6.73%	3.93%	1.54%

*Volatility measures the degree to which the Fund fluctuates on a daily basis vis-à-vis its average return over a period of time.

**Sharpe Ratio is used to characterize how well the return of a Fund compensates the investor for the level of risk taken. The higher the number, the better. Risk Free Rate used is the Average US 3Y Constant Maturity Rate.

***Information Ratio measures reward-to-risk efficiency of the portfolio relative to the benchmark. The higher the number, the higher the reward per unit of risk.

****Effective April 16, 2025, the portfolio's benchmark was changed to the **EM USD Aggregate Philippine Sovereign 1-3 Index**, replacing the previous blended benchmark of **25% Bloomberg USD Emerging Market Philippines Sovereign Bond Index and 75% Average Philippine US Dollar Savings Deposit Rate**. This is to provide a more comparable measure of returns with respect to the fund's strategy.

OTHER DISCLOSURES

EastWest Bank – Trust & Asset Management Group, 3F EastWest Corporate Center, 5th Ave. cor. 23rd St., Bonifacio Global City Taguig. For inquiries and feedback, you may call EastWest's 24-Hour Customer Service at 8888-1700 or email trustmarketing@eastwestbanker.com

EastWest Bank is regulated by the Bangko Sentral ng Pilipinas
<https://www.bsp.gov.ph>

OUTLOOK AND STRATEGY. Emerging market bonds inched higher after the US and China agreed to scale back the tit-for-tat tariffs on their respective goods. The US lowered levies on Chinese goods from 145% to 30%, while China cut taxes on US goods from 125% to 10%. President Trump warned that tariffs could rise again after 90 days if the two sides do not make significant progress on trade talks but ruled out the possibility that tariffs would return to the 145% peak.

PROSPECTIVE INVESTMENTS. The Fund's prospective investments include securities issued by or guaranteed by the Philippine government, marketable fixed income securities issued or guaranteed by corporations and traded in an organized exchange, securities issued or guaranteed by any government of foreign country or any political subdivision of foreign country, securities issued or guaranteed by any supranational entity, loans traded in an organized exchange, savings and time deposits in any bank or financial institution, and other tradable investment outlets categories as the BSP may allow.

EastWest Bank – Trust & Asset Management Group, 3F EastWest Corporate Center, 5th Ave. cor. 23rd St., Bonifacio Global City Taguig. For inquiries and feedback, you may call EastWest's 24-Hour Customer Service at 8888-1700 or email trustmarketing@eastwestbanker.com

EastWest Bank is regulated by the Bangko Sentral ng Pilipinas
<https://www.bsp.gov.ph>

EAST WEST BANKING CORPORATION
**EASTWEST PESO LONG TERM BOND FUND
KEY INFORMATION AND INVESTMENT DISCLOSURE STATEMENT**
For the month ending 30 May 2025
FUND FACTS

Classification:	Peso Fixed Income Fund	Net Asset Value per Unit (NAVPU):	₱ 1696.1924
Launch Date:	1 March 2007	Total Fund NAV:	₱ 70.802 million
Min. Initial Investment:	₱50,000	Dealing Day:	Daily, up to 12 noon
Min. Additional Investment:	₱1,000	Redemption Settlement:	Next banking day from date of redemption
Min. Holding Period:	180 calendar days	Early Redemption Charge:	P500 or 0.25% of the amount withdrawn, whichever is higher.
Applicable Tax:	20% Final Tax	Valuation:	Marked-to-Market

FEES*

Trustee Fee: 0.086127% EastWest Bank – TAMG	Custodianship Fee: 0.001783% LAND BANK	External Audit Fee: 0.005802% SGV	Other Fees: 0.000000%
--	---	--	--------------------------

*As a percentage of average daily NAV for the month valued at ₱ 70,833,400.64.

INVESTMENT OBJECTIVE AND STRATEGY

The Fund aims to provide for its participants the potential to earn higher long-term returns by investing in a diversified portfolio of deposits and tradable debt securities issued by Philippine corporations, government, and its agencies. The Fund has an average total portfolio duration of more than ten years. It aims to outperform the **Bloomberg Philippine Sovereign Bond Index AI (BPHILR)**.

Description and Key Characteristics of the Benchmark

- The Bloomberg Philippine Sovereign Bond Index AI (BPHILR) is a rules-based market-value weighted index engineered to measure the fixed-rate local currency securities publicly issued by the Philippines, including retail securities. To be included in the index a security must have a minimum par amount of

- **THE UIT FUND IS A TRUST PRODUCT, NOT A DEPOSIT ACCOUNT, AND IS NOT INSURED BY NOR GOVERNED BY THE PHILIPPINE DEPOSIT INSURANCE CORPORATION (PDIC).**
- **DUE TO THE NATURE OF THE INVESTMENTS, THE RETURNS/YIELDS CANNOT BE GUARANTEED AND HISTORICAL PERFORMANCE, WHEN PRESENTED IS PURELY FOR REFERENCE PURPOSES AND IS NOT A GUARANTEE OF SIMILAR FUTURE PERFORMANCE.**
- **ANY LOSSES AND INCOME ARISING FROM MARKET FLUCTUATIONS AND PRICE VOLATILITY OF THE SECURITIES HELD BY THE UITF, EVEN IF INVESTED IN GOVERNMENT SECURITIES, ARE FOR THE ACCOUNT OF THE CLIENT.**
- **AS SUCH, THE UNITS OF PARTICIPATION OF THE CLIENT IN THE UITF, WHEN REDEEMED, MAY BE WORTH MORE OR WORTH LESS THAN HIS/HER INITIAL INVESTMENT/CONTRIBUTION.**
- **THE TRUSTEE IS NOT LIABLE FOR ANY LOSS UNLESS UPON WILLFUL DEFAULT, BAD FAITH OR GROSS NEGLIGENCE.**
- **THE UIT FUND IS NOT AN OBLIGATION OF, NOR GUARANTEED, NOR INSURED BY THE TRUSTEE, ITS AFFILIATES OR SUBSIDIARIES.**
- **THE INVESTOR MUST READ THE COMPLETE DETAILS OF THE FUND IN THE UITF'S DECLARATION OF TRUST, MAKE HIS/HER OWN RISK ASSESSMENT, AND WHEN NECESSARY, SEEK AN INDEPENDENT/ PROFESSIONAL OPINION BEFORE MAKING AN INVESTMENT.**

EastWest Bank – Trust & Asset Management Group, 3F EastWest Corporate Center, 5th Ave. cor. 23rd St., Bonifacio Global City Taguig. *For inquiries and feedback, you may call EastWest's 24-Hour Customer Service at 8888-1700 or email trustmarketing@eastwestbanker.com*

EastWest Bank is regulated by the Bangko Sentral ng Pilipinas
<https://www.bsp.gov.ph>

PHP3 billion. (Source: Bloomberg) The BPHILR tracks the performance of peso-denominated bonds issued by the Philippine government, and government-guaranteed entities.

- The BPHILR is not net of taxes. Due to the taxable nature of the Fund, there are minor and immaterial misalignments between the Fund and the benchmark.

Use of the Benchmark

- The fund is designed for Aggressive Risk appetite investors looking for Higher returns on their investment through capital appreciation. The fund will invest in peso-denominated long-term securities. The BPHILR is not net of taxes.
- However, there is an immaterial misalignment between the returns of fund and benchmark. This is due to the Taxable nature of the fund, which can create immaterial differences.

Relevant Sources for further benchmark information:

- PDS (<https://www.pds.com.ph/>)
- Bloomberg. For additional information on the benchmark, investors may send an email to Bloomberg via indexhelp@bloomberg.net
- Additional information on the benchmark and/or its administrator can be made available to the investor upon request.

CLIENT SUITABILITY

A client profiling process shall be performed prior to participating in the Fund to guide the prospective investor if the Fund is suited to his/her investment objectives and risk tolerance. Clients are advised to read the Declaration of Trust/Plan Rules of the Fund, which may be obtained from the Trustee, before deciding to invest.

The Fund is suitable for investors who:

- Have an aggressive risk appetite
- Are looking for long-term capital growth over an investment time horizon of ten (10) years
- Are willing to accept higher risks involving volatility of return and possible erosion of principal for potentially better long-term results

KEY RISKS AND RISK MANAGEMENT

You should not invest in this Fund if you do not understand or are not comfortable with the accompanying risks.

- Investors may not get back the value of their original investment upon redemption.
- The value of the Fund may rise or fall. You may lose some or all of your investment depending on the performance of the underlying securities. Factors that may affect the performance of these securities include, without limitation, market risks, fluctuations in interest rates, political instability, exchange controls, changes in taxation and foreign investment policies. Some of the key risks associated with the Fund are described below:
 - **Interest Rate Risk.** The value of fixed-income investments such as notes and bonds generally fall when interest rates rise. The potential for loss is typically greater for securities that have a longer term to maturity, have a longer duration or have a lower yield or coupon rate.
 - **Reinvestment Rate Risk.** This is the risk that interest earnings, or the proceeds from the sale or maturity of a bond investment, is reinvested at a rate lower than its original investment, thus reducing the investor's periodic income.
 - **Credit Risk.** This is the possibility for an investor to experience losses due to a borrower's failure to pay principal and/or interest in a timely manner. Bonds represent a loan made to the issuer of the bond. The credit worthiness of the bond issuer is the issuer's ability to pay interest and principal on time, which can change during the life of the bond. Issuers with a higher risk of defaulting pay the highest yields.
 - **Market Risk.** Market Risk is the possibility for an investor to experience losses due to changes in market prices of securities. It is the risk of a UITF to lose value due to a decline in the prices of securities, which may sometimes happen rapidly or unexpectedly. There are market factors affecting all securities that cannot be controlled by diversification, such as the sentiment of investors as a whole which is unpredictable. Market downturns can come swiftly and last a long time.
 - **Liquidity Risk.** Liquidity is a measure of how easy it is for a security to be converted into cash. A liquid security is widely held and is frequently traded by many buyers and sellers every day. Liquidity risk is minimized by investing in marketable securities.

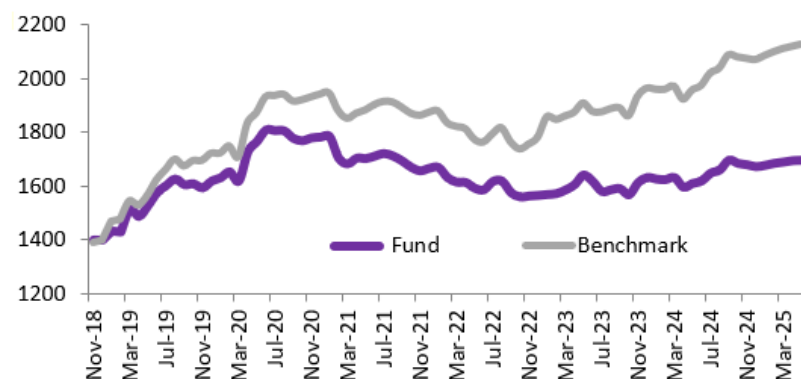
EastWest Bank – Trust & Asset Management Group, 3F EastWest Corporate Center, 5th Ave. cor. 23rd St., Bonifacio Global City Taguig. *For inquiries and feedback, you may call EastWest's 24-Hour Customer Service at 8888-1700 or email trustmarketing@eastwestbanker.com*

EastWest Bank is regulated by the Bangko Sentral ng Pilipinas
<https://www.bsp.gov.ph>

- **Inflation Risk.** Inflation is the general upward price movement of goods or services in an economy, resulting to a reduction in the purchasing power of money. Inflation affects all investments. An investor would want the value of his investment to keep pace or exceed the rate by which the prices of goods and services go up. Historically, inflation risk is greatest for short-term guaranteed securities like time deposits and treasury bills.
- **Country Risk.** Securities can be affected by the political, economic and social structures within the countries of their issuers, such as internal and external conflicts, currency devaluations, foreign ownership limitations, trading costs, tax increases, and other changes in regulations.
- **Other Risks.** Participation in the UITF may be further exposed to the risk of any actual or potential conflicts of interest relative to in-house transactions by EastWest Bank-Trust.
- These are the principal risk factors which may affect the performance of the Fund. If you would like more information before you invest, please consult the most recent Declaration of Trust (DOT). The rights and duties of the investor are in the DOT.
- The Fund employs a risk management policy based on duration. Duration measures the sensitivity of NAVpU to interest rate movements. As interest rates rise, bond prices fall. The higher the duration, the more the NAVpU will fluctuate in relation to changes in interest rates.

FUND PERFORMANCE AND STATISTICS AS OF 30 May 2025

(Purely for reference purposes and is not a guarantee of future results)



NAVPU over the past 12 months

Highest	1,700.6690
Lowest	1,609.6100

Key Statistics

Weighted Ave. Duration	5.06
Weighted Ave. Portfolio Life	7.45
Volatility, Past 1 Year*	0.001328
Sharpe Ratio**	0.21
Information Ratio***	-3.68

Portfolio Composition (%)

Cash	12.6%
Government Securities	82.9%
Corporate Bonds	4.5%
Total	100.0%

Top Five Holdings (%)

FXTN 20-27	13.5%
FXTN 10-72	10.0%
RTB 05-18	9.3%
FXTN 20-17	8.9%
TD - EastWest	8.4%

	Cumulative Return			Annualized Return		
	1Mo	YTD	1Yr	3Yrs	5Yrs	
Fund	0.08%	1.42%	5.38%	2.14%	-0.81%	
Benchmark****	0.38%	2.74%	8.72%	6.25%	2.59%	

*Volatility measures the degree to which the Fund fluctuates on a daily basis vis-à-vis its average return over a period of time.

**Sharpe Ratio is used to characterize how well the return of a Fund compensates the investor for the level of risk taken. The higher the number, the better. Risk Free Rate used is the Average Philippine 10Y Benchmark Rate.

***Information Ratio measures reward-to-risk efficiency of the portfolio relative to the benchmark. The higher the number, the higher the reward per unit of risk.

****New benchmark approved October 31, 2019

***** The benchmark is not net of taxes. This may cause a discrepancy between the benchmark and the fund.

OTHER DISCLOSURES

RELATED PARTY TRANSACTIONS. The Fund has bond investments in Filinvest Land amounting to P1.200 million. The investment outlets were approved by the Board of Directors. All related party transactions are conducted on a best execution and arm's length basis.

EastWest Bank – Trust & Asset Management Group, 3F EastWest Corporate Center, 5th Ave. cor. 23rd St., Bonifacio Global City Taguig. *For inquiries and feedback, you may call EastWest's 24-Hour Customer Service at 8888-1700 or email trustmarketing@eastwestbanker.com*

EastWest Bank is regulated by the Bangko Sentral ng Pilipinas
<https://www.bsp.gov.ph>

OUTLOOK AND STRATEGY. Yields on the long end of the curve (20y and 25y) jumped by an average of 23 basis. This was the only segment that tracked the movement of US Treasuries, which rose across the curve due to concerns over the US's debt profile should President Trump's spending bill be approved. Meanwhile, local bond yields with tenors 10y and shorter declined on growing expectations that the Bangko Sentral ng Pilipinas will cut its benchmark rate in its next policy meeting as inflation continues to decelerate. We rotated from cash to bonds with tenors of five years and longer, taking advantage of the volatility of actively trading the portfolio.

PROSPECTIVE INVESTMENTS. The Fund's prospective investments include securities issued by or guaranteed by the Philippine government, marketable fixed income securities issued or guaranteed by corporations and traded in an organized exchange, securities issued or guaranteed by any government of a foreign country or any political subdivision of a foreign country, securities issued or guaranteed by any supranational entity, loans traded in an organized exchange, savings and time deposits in any bank or financial institution, and other tradable investment outlets categories as the BSP may allow.

EastWest Bank – Trust & Asset Management Group, 3F EastWest Corporate Center, 5th Ave. cor. 23rd St., Bonifacio Global City Taguig. *For inquiries and feedback, you may call EastWest's 24-Hour Customer Service at 8888-1700 or email trustmarketing@eastwestbanker.com*

EastWest Bank is regulated by the Bangko Sentral ng Pilipinas
<https://www.bsp.gov.ph>

EASTWEST BANKING CORPORATION
**EASTWEST PSEI TRACKER FUND
KEY INFORMATION AND INVESTMENT DISCLOSURE STATEMENT**
For the month ending 30 May 2025
FUND FACTS

Classification:	PSEi Tracker Fund	Net Asset Value per Unit (NAVpU):	Php 97.7624
Launch Date:	December 1, 2015	Total Fund NAV:	Php 7.072 Billion
Minimum Initial Investment:	Php10,000.00	Dealing Day:	Daily, up to 12 noon
Minimum Additional Investment:	Php1,000.00	Redemption Settlement:	4 banking days from date of redemption
Minimum Holding Period:	30 calendar days	Early Redemption Charge:	Php500 or 0.25% of the redemption amount, whichever is higher
Applicable Tax:	20% final tax on interest income from fixed income, money market investments	Valuation:	Marked-to-Market

FEES*

Trustee Fee: 0.065619% EastWest Bank - Trust & Asset Management Group	Custodianship Fee: 0.002318% LANBANK	External Audit Fee: 0.000062% SGV	Other Fees: 0.000044%
--	---	--	--------------------------

*As a percentage of average daily NAV for the month valued at Php 7,974,852,101.36.

INVESTMENT OBJECTIVE AND STRATEGY

The fund seeks to achieve investment returns that track the performance of the Philippine Stock Exchange Index (PSEi) by investing in a diversified portfolio of stocks comprising the PSEi in the same weights as the index. The fund will be passively

- ❖ THE UIT FUND IS A TRUST PRODUCT, NOT A DEPOSIT ACCOUNT, AND IS NOT INSURED BY NOR GOVERNED BY THE PHILIPPINE DEPOSIT INSURANCE CORPORATION (PDIC).
- ❖ DUE TO THE NATURE OF THE INVESTMENTS, THE RETURNS/YIELDS CANNOT BE GUARANTEED AND HISTORICAL PERFORMANCE, WHEN PRESENTED IS PURELY FOR REFERENCE PURPOSES AND IS NOT A GUARANTEE OF SIMILAR FUTURE PERFORMANCE.
- ❖ ANY LOSSES AND INCOME ARISING FROM MARKET FLUCTUATIONS AND PRICE VOLATILITY OF THE SECURITIES HELD BY THE UITF, EVEN IF INVESTED IN GOVERNMENT SECURITIES, ARE FOR THE ACCOUNT OF THE CLIENT.
- ❖ AS SUCH, THE UNITS OF PARTICIPATION OF THE CLIENT IN THE UITF, WHEN REDEEMED, MAY BE WORTH MORE OR WORTH LESS THAN HIS/HER INITIAL INVESTMENT/CONTRIBUTION.
- ❖ THE TRUSTEE IS NOT LIABLE FOR ANY LOSS UNLESS UPON WILLFUL DEFAULT, BAD FAITH OR GROSS NEGLIGENCE.
- ❖ THE UIT FUND IS NOT AN OBLIGATION OF, NOR GUARANTEED, NOR INSURED BY THE TRUSTEE, ITS AFFILIATES OR SUBSIDIARIES.
- ❖ THE INVESTOR MUST READ THE COMPLETE DETAILS OF THE FUND IN THE UITF'S DECLARATION OF TRUST, MAKE HIS/HER OWN RISK ASSESSMENT, AND WHEN NECESSARY, SEEK AN INDEPENDENT/ PROFESSIONAL OPINION BEFORE MAKING AN INVESTMENT.

EastWest Bank – Trust & Asset Management Group, 3F EastWest Corporate Center, 5th Ave. cor. 23rd St., Bonifacio Global City Taguig. *For inquiries and feedback, you may call EastWest's 24-Hour Customer Service at 8888-1700 or email trustmarketing@eastwestbanker.com*

EastWest Bank is regulated by the Bangko Sentral ng Pilipinas
<https://www.bsp.gov.ph>

managed by EW Trust Division. It is ideal for investors with long-term investment horizon of at least 10 years. The fund aims to match the return of the Philippine Stock Exchange Composite Index (PSEi).

Description of the Benchmark

- o The Philippine Stock Exchange (PSE) Index measures the relative changes in the free float-adjusted market capitalization of the 30 largest and most active common stocks listed at the PSE. (Source: Philippine Stock Exchange, Inc.) The PSEi's bucket of the top thirty (30) common stocks are based on a fixed set of rules that allow it to represent the general movement of the Philippine stock market.

Relation of the Benchmark's to the fund's objectives/investment strategies

- o The fund is designed for high-risk appetite investors looking for returns on their investments through capital appreciation of their investment. The fund will invest in Equities listed in the Philippine Stock Exchange.
- o However, there is a misalignment between the returns of fund and benchmark. This is due to the Total Returns and Taxable nature of the fund, which can create differences in their return.

Relevant Sources for further benchmark information:

- o The Philippine Stock Exchange, Inc. — PSE
- o Indices Composition – The Philippine Stock Exchange, Inc. — PSE
- o Policy-on-Index-Management-Feb2018.pdf (pse.com.ph)
- o Bloomberg. For additional information on the benchmark, investors may send an email to Bloomberg via indexhelp@bloomberg.net
- o Additional information on the benchmark and/or its administrator can be made available to the investor upon request.

CLIENT SUITABILITY

Client profiling process should be performed prior to participating in the Fund to guide the prospective investor if the Fund is suited to his/her investment objectives and risk tolerance. Clients are advised to read the Declaration of Trust/Plan Rules of the Fund, which may be obtained from the Trustee, before deciding to invest.

The Fund is ideal for investors who:

- (a) have high risk appetite; and
- (b) are looking for capital growth with a long-term investment horizon of at least ten (10) years.
- (c) Are willing to accept higher risks involving volatility of return and possible erosion of principal for potentially better longer-term results

KEY RISKS AND RISK MANAGEMENT

You should not invest in this Fund if you do not understand or are not comfortable with the accompanying risks.

- Investors may not get back the value of their original investment upon redemption.
- The value of the Fund may rise or fall. You may lose some or all of your investment depending on the performance of the underlying securities. Factors that may affect the performance of these securities include, without limitation, market risks, fluctuations in interest rates, political instability, exchange controls, changes in taxation and foreign investment policies. Some of the key risks associated with the Fund are described below:
 - Market risk – Potential or actual losses arising from adverse changes in market prices of securities.
 - Liquidity risk – Potential or actual losses arising from the Fund's inability to convert its assets into cash immediately at minimal cost.
 - Index Tracking risk – Potential or actual losses arising from not being able to achieve a level of return that matches the index being tracked by the fund.
- These are the principal risk factors which may affect the performance of the Fund. If you would like more information before you invest, please consult the most recent Declaration of Trust (DOT). The rights and duties of the investor are in the DOT.

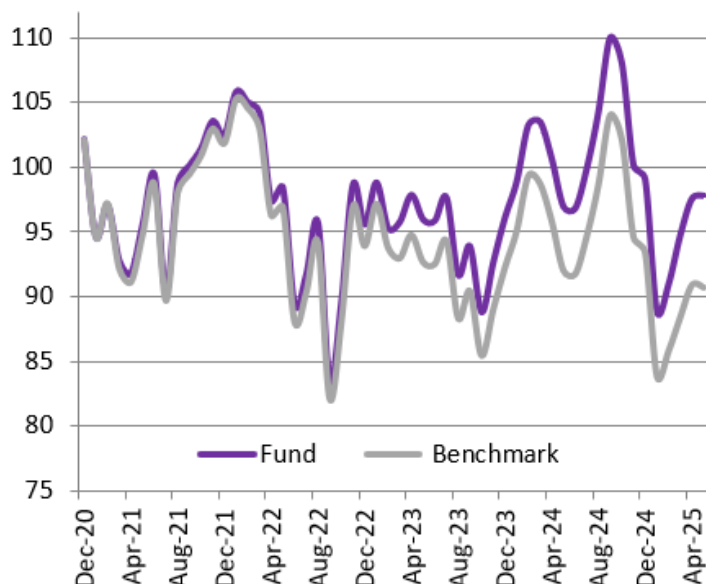
EastWest Bank – Trust & Asset Management Group, 3F EastWest Corporate Center, 5th Ave. cor. 23rd St., Bonifacio Global City Taguig. *For inquiries and feedback, you may call EastWest's 24-Hour Customer Service at 8888-1700 or email trustmarketing@eastwestbanker.com*

EastWest Bank is regulated by the Bangko Sentral ng Pilipinas
<https://www.bsp.gov.ph>

FUND PERFORMANCE AND STATISTICS AS OF 30 May 2025

(Purely for reference purposes and is not a guarantee of future results)

NAVPU Graph



NAVPU over the past 12 months

Highest	114.2110
Lowest	88.8364

Key Statistics

Volatility, Past 1 Year*	0.011394
Sharpe Ratio**	-0.22
Tracking Error***	0.0007

Portfolio Composition (%)

Equities	95.5400%
Cash	4.46%
	100%

Top Ten Holdings (%)

SM Investments Corporation	13.4%
Int'l. Container Terminal Services Inc.	11.4%
BDO Unibank Inc	10.3%
Bank of the Philippine Islands	9.8%
SM Prime Holdings Inc	6.5%
Ayala Corp	5.0%
Manila Electric Company	4.4%
Metropolitan Bank & Trust	4.3%
Ayala Land	4.3%
China Banking Corp	3.2%

Cumulative Return

	1Mo	YTD	1Yr	3Yr
Fund	0.23%	-1.25%	0.87%	-0.61%
Benchmark	-0.21%	-2.87%	-1.42%	-6.39%

*Volatility measures the degree to which the Fund fluctuates on a daily basis vis-à-vis its average return over a period of time.

**Sharpe Ratio is used to characterize how well the return of a Fund compensates the investor for the level of risk taken. The higher the number, the better. Risk Free Rate used is the Average Philippine 10Y Benchmark Rate.

***Information Ratio measures reward-to-risk efficiency of the portfolio relative to the benchmark. The higher the number, the higher the reward per unit of risk.

***Tracking error is a measure of the deviation of the Fund's returns from the benchmark. The lower the number, the better.

****The benchmark is not net of taxes nor is it total returns in nature. This may cause a discrepancy between the benchmark and the fund.

OTHER DISCLOSURES

OUTLOOK AND STRATEGY. Local equities, including dividends, posted their fourth consecutive month of gains after the US and China agreed to scale back the tit-for-tat tariffs on their respective goods. President Trump warned tariffs could rise again after 90 days if the two sides do not make significant progress on trade talks, but ruled out the possibility that tariffs would return to the 145% peak. Headline inflation in April (+1.4% yoy) was slower than forecast, and we expect another tepid rise in consumer prices in May as food inflation continues to decelerate. Local stocks are now a relative bargain in the ASEAN region in terms of forward earnings (10.2x P/E).

EastWest Bank – Trust & Asset Management Group, 3F EastWest Corporate Center, 5th Ave. cor. 23rd St., Bonifacio Global City Taguig. For inquiries and feedback, you may call EastWest's 24-Hour Customer Service at 8888-1700 or email trustmarketing@eastwestbanker.com

EastWest Bank is regulated by the Bangko Sentral ng Pilipinas
<https://www.bsp.gov.ph>

PROSPECTIVE INVESTMENT. The Fund's prospective investments, depending on availability and market development, may include but are not limited to, stocks in the Philippine Stock Exchange Index, Time Deposits, Government Securities and tradable fixed income securities issued by local financial institutions or private corporations.

EastWest Bank – Trust & Asset Management Group, 3F EastWest Corporate Center, 5th Ave. cor. 23rd St., Bonifacio Global City Taguig. *For inquiries and feedback, you may call EastWest's 24-Hour Customer Service at 8888-1700 or email trustmarketing@eastwestbanker.com*

EastWest Bank is regulated by the Bangko Sentral ng Pilipinas
<https://www.bsp.gov.ph>

EASTWEST BANKING CORPORATION
**EASTWEST PHILEQUITY FEEDER FUND
KEY INFORMATION AND INVESTMENT DISCLOSURE STATEMENT**
For the month ending 30 May 2025
FUND FACTS

Classification:	Equity Feeder Fund	Net Asset Value per Unit (NAVpU)	Php 953.8012
Launch Date:	October 29, 2014	Total Fund NAV:	Php 251.078 million
Minimum Initial Investment:	Php10,000.00	Dealing Day	Daily, up to 12 noon
Minimum Additional Investment:	Php1,000.00	Redemption Settlement:	4 banking days from date of redemption
Minimum Holding Period:	30 calendar days	Early Redemption Charge:	Php500 or 0.25% of the redemption amount, whichever is higher
Applicable Tax:	20% final tax on interest income from fixed income, money market investments	Valuation:	Marked-to-Market

FEES*

Trustee Fee: 0.086241% EastWest Bank - Trust & Asset Management Group	Custodianship Fee: 0.000000%	External Audit Fee: 0.001624% SGV	Other Fees: 0.000000%
--	---------------------------------	--	--------------------------

*As a percentage of average daily NAV for the month valued at Php 253,004,632.38.

INVESTMENT OBJECTIVE AND STRATEGY

The Fund seeks to provide its participants long-term capital appreciation by participating in the growth of share values of corporations listed on the Philippine Stock Exchange (PSE). It is ideal for investors with a long-term investment horizon of ten years who want to have exposure in Philippine stocks and who understand the investment risks involved when investing

- ❖ **THE UIT FUND IS A TRUST PRODUCT, NOT A DEPOSIT ACCOUNT, AND IS NOT INSURED BY NOR GOVERNED BY THE PHILIPPINE DEPOSIT INSURANCE CORPORATION (PDIC).**
- ❖ **DUE TO THE NATURE OF THE INVESTMENTS, THE RETURNS/YIELDS CANNOT BE GUARANTEED AND HISTORICAL PERFORMANCE, WHEN PRESENTED IS PURELY FOR REFERENCE PURPOSES AND IS NOT A GUARANTEE OF SIMILAR FUTURE PERFORMANCE.**
- ❖ **ANY LOSSES AND INCOME ARISING FROM MARKET FLUCTUATIONS AND PRICE VOLATILITY OF THE SECURITIES HELD BY THE UITF, EVEN IF INVESTED IN GOVERNMENT SECURITIES, ARE FOR THE ACCOUNT OF THE CLIENT.**
- ❖ **AS SUCH, THE UNITS OF PARTICIPATION OF THE CLIENT IN THE UITF, WHEN REDEEMED, MAY BE WORTH MORE OR WORTH LESS THAN HIS/HER INITIAL INVESTMENT/CONTRIBUTION.**
- ❖ **THE TRUSTEE IS NOT LIABLE FOR ANY LOSS UNLESS UPON WILLFUL DEFAULT, BAD FAITH OR GROSS NEGLIGENCE.**
- ❖ **THE UIT FUND IS NOT AN OBLIGATION OF, NOR GUARANTEED, NOR INSURED BY THE TRUSTEE, ITS AFFILIATES OR SUBSIDIARIES.**
- ❖ **THE INVESTOR MUST READ THE COMPLETE DETAILS OF THE FUND IN THE UITF'S DECLARATION OF TRUST, MAKE HIS/HER OWN RISK ASSESSMENT, AND WHEN NECESSARY, SEEK AN INDEPENDENT/ PROFESSIONAL OPINION BEFORE MAKING AN INVESTMENT.**

EastWest Bank – Trust & Asset Management Group, 3F EastWest Corporate Center, 5th Ave. cor. 23rd St., Bonifacio Global City Taguig. *For inquiries and feedback, you may call EastWest's 24-Hour Customer Service at 8888-1700 or email trustmarketing@eastwestbanker.com*

EastWest Bank is regulated by the Bangko Sentral ng Pilipinas
<https://www.bsp.gov.ph>

in equity securities. As a feeder fund, this Fund is mandated to invest at least 90% of its assets in a single collective investment scheme or target fund. The target fund is the Philequity, Inc.. It is an actively managed equity mutual fund, by Philequity Management inc. Its investment objective is to exceed the returns of the PSEi, by investing in the same equities listed in the Philippine Stock Exchange.

The Feeder fund's aim is to match or exceed the return of the **Philippine Stock Exchange Composite Index (PSEi)**.

Description and Key Characteristics of the PSEi

- The PSEi measures the relative changes in the free float-adjusted market capitalization of the 30 largest and most active common stocks listed at the PSE. The PSEi's fixed bucket of the top thirty (30) common stocks are based on a fixed set of rules that allow it to represent the general movement of the Philippine stock market.

Use of the Benchmark

- The fund is designed for high-risk appetite investors looking for returns on their investments through capital appreciation of their investment through Philippine Equities.
- However, there is a misalignment between the returns of fund and benchmark. This is due to the Total Returns and Taxable nature of the fund, which can create immaterial differences in their return.

Relevant Sources for further benchmark information:

- The Philippine Stock Exchange, Inc. — PSE
- Indices Composition – The Philippine Stock Exchange, Inc. — PSE
- Policy-on-Index-Management-Feb2018.pdf (pse.com.ph)
- Bloomberg. For additional information on the benchmark, investors may send an email to Bloomberg via indexhelp@bloomberg.net
- Additional information on the benchmark and/or its administrator can be made available to the investor upon request.

CLIENT SUITABILITY

Client profiling process should be performed prior to participating in the Fund to guide the prospective investor if the Fund is suited to his/her investment objectives and risk tolerance. Clients are advised to read the Declaration of Trust/Plan Rules of the Fund, which may be obtained from the Trustee, before deciding to invest.

The Fund is suitable for investors who:

- (a) have high risk appetite; and
- (b) are looking for capital growth over an investment time horizon of ten (10) years through a managed portfolio of equity securities.
- (c) Are willing to accept higher risks involving volatility of return and possible erosion of principal for potentially better long-term results

KEY RISKS AND RISK MANAGEMENT

You should not invest in this Fund if you do not understand or are not comfortable with the accompanying risks.

- The target fund, Philequity Fund Inc., employs a risk management policy based on appropriate diversification of investments intended to generate long-term appreciation of the Fund.
- Investors may not get back the value of their original investment upon redemption.
- The value of the Fund may rise or fall. You may lose some or all of your investment depending on the performance of the underlying securities. Factors that may affect the performance of these securities include, without limitation, market risks, fluctuations in interest rates, political instability, exchange controls, changes in taxation and foreign investment policies. Some of the key risks associated with the Fund are described below:
 - **Business Risk.** Stockholders as fractional owners of corporations share in the fortunes of the business. The rise and fall of stock prices often reflect the market's perception of the prospects of corporations and their management to reward stockholders for taking risks unique to each business. Business risk can be reduced through diversification.
 - **Country/ Political Risk.** Securities can be affected by the political, economic and social structures within the countries of their issuers, such as internal and external conflicts, currency devaluations, foreign ownership limitations, trading costs and tax increases.

EastWest Bank – Trust & Asset Management Group, 3F EastWest Corporate Center, 5th Ave. cor. 23rd St., Bonifacio Global City Taguig. *For inquiries and feedback, you may call EastWest's 24-Hour Customer Service at 8888-1700 or email trustmarketing@eastwestbanker.com*

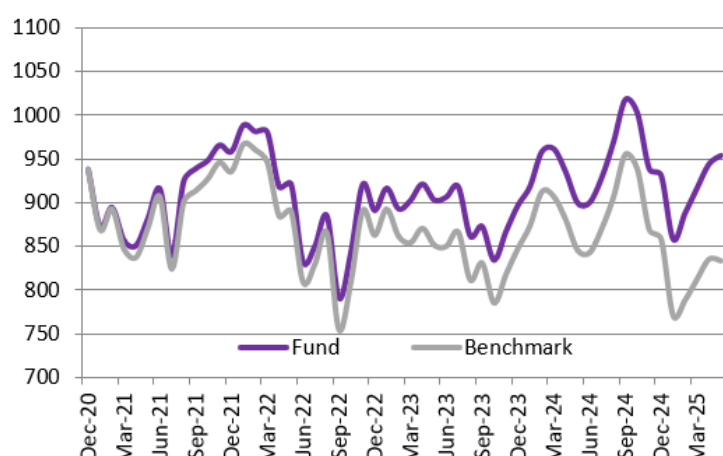
EastWest Bank is regulated by the Bangko Sentral ng Pilipinas
<https://www.bsp.gov.ph>

- **Market Risk.** Market risk is the risk that the value of the fund investment will be negatively affected by the fluctuations in the price level of its underlying instruments.
 - **Inflation Risk.** Affecting all investments, inflation reduces the purchasing power of money.
 - **Liquidity Risk.** Liquidity is a measure of how easy it is for a security to be converted into cash. A liquid security is widely held and is frequently traded by many buyers and sellers every day. This is minimized by investing in marketable securities.
 - **Interest Rate Risk.** The value of fixed-income investments such as notes and bonds generally falls when interest rates rise. The potential for loss is typically greater for securities that have a longer term to maturity, have a longer duration or have a lower yield or coupon rate.
 - **Reinvestment Rate Risk.** This is the risk of reinvesting interest earnings at a rate lower than the original investment.
 - **Credit Risk.** Bonds represent a loan made to the issuer of the bond. The credit worthiness of the bond issuer is the issuer's ability to pay interest and principal on time, which can change during the life of the bond. Issuers with a higher risk of defaulting pay the highest yields.
- These are the principal risk factors which may affect the performance of the Fund. If you would like more information before you invest, please consult the most recent Declaration of Trust (DOT). The rights and duties of the investor are in the DOT.

FUND PERFORMANCE AND STATISTICS AS OF 30 May 2025

(Purely for reference purposes and is not a guarantee of future results)

NAVPU Graph



Cumulative Return

	1Mo	YTD	1Yr	3Yr
Fund	1.03%	2.45%	5.99%	3.55%
Benchmark	-0.21%	-2.87%	-1.42%	-6.39%

*Volatility measures the degree to which the Fund fluctuates on a daily basis vis-à-vis its average return over a period of time.

**Sharpe Ratio is used to characterize how well the return of a Fund compensates the investor for the level of risk taken. The higher the number, the better. Risk Free Rate used is the Average Philippine 10Y Benchmark Rate.

***Information Ratio measures reward-to-risk efficiency of the portfolio relative to the benchmark. The higher the number, the higher the reward per unit of risk.

****The benchmark is not net of taxes nor is it total returns in nature. This may cause a discrepancy between the benchmark and the fund.

NAVPU over the past 12 months

Highest	1055.8100
Lowest	858.7360

Key Statistics

Volatility, Past 1 Year*	0.010721
Sharpe Ratio**	0.06
Information Ratio***	2.34

Portfolio Composition (%) (Feeder Fund)

PhilEquity Fund	99.43%
Cash	0.57%
	100%

PhilEquity Fund Top Ten Holdings (%)

SM Investments Corporation	12.3%
Int'l. Container Terminal Services Inc.	12.1%
Bank of the Philippine Islands	11.6%
BDO Unibank, Inc	10.2%
SM Prime Holdings, Inc	6.0%
Jollibee Foods Corporation	5.3%
Metropolitan Bank and Trust Company	5.0%
Deposits	4.8%
Ayala Corporation	4.0%
Ayala Land Inc.	3.8%

EastWest Bank – Trust & Asset Management Group, 3F EastWest Corporate Center, 5th Ave. cor. 23rd St., Bonifacio Global City Taguig. For inquiries and feedback, you may call EastWest's 24-Hour Customer Service at 8888-1700 or email trustmarketing@eastwestbanker.com

EastWest Bank is regulated by the Bangko Sentral ng Pilipinas
<https://www.bsp.gov.ph>

OTHER DISCLOSURES

RELATED PARTY TRANSACTIONS. The Fund's target fund (PhilEquity Fund, Inc.) has holdings of East West Banking Corporation common shares.

OUTLOOK AND STRATEGY. Local equities, including dividends, posted their fourth consecutive month of gains after the US and China agreed to scale back the tit-for-tat tariffs on their respective goods. President Trump warned tariffs could rise again after 90 days if the two sides do not make significant progress on trade talks, but ruled out the possibility that tariffs would return to the 145% peak. Headline inflation in April (+1.4% yoy) was slower than forecast, and we expect another tepid rise in consumer prices in May as food inflation continues to decelerate. Local stocks are now a relative bargain in the ASEAN region in terms of forward earnings (10.2x P/E).

PROSPECTIVE INVESTMENT. The Fund's prospective investments, depending on availability and market development, may include but are not limited to, PhilEquity Fund, Time Deposits, Government Securities and tradable fixed income securities issued by local financial institutions or private corporations. Investment in the PhilEquity Fund may amount up to 100% of total assets but shall not fall below 90% of total assets of the Fund.

EastWest Bank – Trust & Asset Management Group, 3F EastWest Corporate Center, 5th Ave. cor. 23rd St., Bonifacio Global City Taguig. *For inquiries and feedback, you may call EastWest's 24-Hour Customer Service at 8888-1700 or email trustmarketing@eastwestbanker.com*

EastWest Bank is regulated by the Bangko Sentral ng Pilipinas
<https://www.bsp.gov.ph>

EASTWEST BANKING CORPORATION
**EASTWEST S&P 500 INDEX FEEDER FUND
KEY INFORMATION AND INVESTMENT DISCLOSURE STATEMENT**
For the month ending 30 May 2025
FUND FACTS

Classification:	Feeder Fund	Net Asset Value per Unit (NAVpU):	USD 205.3466
Launch Date:	April 23, 2020	Total Fund NAV:	USD 3.871 million
Minimum Initial Investment:	USD 500.00	Dealing Day:	Daily, up to 12 noon
Minimum Additional Investment:	USD 200.00	Redemption Settlement:	5 banking days from date of redemption
Minimum Holding Period:	30 calendar days	Early Redemption Charge:	USD 10 or 0.25% of the redemption amount, whichever is higher
Applicable Tax:	15% final tax on interest income from fixed income, money market investments 30% withholding tax on target fund's dividends	Valuation:	Marked-to-Market

FEES*

Trustee Fee: 0.036080% EastWest Bank – Trust & Asset Management Group	Custodianship Fee: 0.000000%	External Audit Fee: 0.002667% SGV	Other Fees: 0.000293%
--	---------------------------------	--	--------------------------

*As a percentage of average daily NAV for the month valued at USD 4,095,857.86.

INVESTMENT OBJECTIVE AND STRATEGY

The fund is a US-Denominated Unit Investment Trust Fund that seeks to achieve investment returns that track the performance of its benchmark index, the S&P 500 Index (SPX Index). As a feeder fund, the fund is mandated to invest at

- **THE UIT FUND IS A TRUST PRODUCT, NOT A DEPOSIT ACCOUNT, AND IS NOT INSURED BY NOR GOVERNED BY THE PHILIPPINE DEPOSIT INSURANCE CORPORATION (PDIC).**
- **DUE TO THE NATURE OF THE INVESTMENTS, THE RETURNS/YIELDS CANNOT BE GUARANTEED AND HISTORICAL PERFORMANCE, WHEN PRESENTED IS PURELY FOR REFERENCE PURPOSES AND IS NOT A GUARANTEE OF SIMILAR FUTURE PERFORMANCE.**
- **ANY LOSSES AND INCOME ARISING FROM MARKET FLUCTUATIONS AND PRICE VOLATILITY OF THE SECURITIES HELD BY THE UITF, EVEN IF INVESTED IN GOVERNMENT SECURITIES, ARE FOR THE ACCOUNT OF THE CLIENT.**
- **AS SUCH, THE UNITS OF PARTICIPATION OF THE CLIENT IN THE UITF, WHEN REDEEMED, MAY BE WORTH MORE OR WORTH LESS THAN HIS/HER INITIAL INVESTMENT/CONTRIBUTION.**
- **THE TRUSTEE IS NOT LIABLE FOR ANY LOSS UNLESS UPON WILLFUL DEFAULT, BAD FAITH OR GROSS NEGLIGENCE.**
- **THE UIT FUND IS NOT AN OBLIGATION OF, NOR GUARANTEED, NOR INSURED BY THE TRUSTEE, ITS AFFILIATES OR SUBSIDIARIES.**
- **THE INVESTOR MUST READ THE COMPLETE DETAILS OF THE FUND IN THE UITF'S DECLARATION OF TRUST, MAKE HIS/HER OWN RISK ASSESSMENT, AND WHEN NECESSARY, SEEK AN INDEPENDENT/ PROFESSIONAL OPINION BEFORE MAKING AN INVESTMENT.**

EastWest Bank – Trust & Asset Management Group, 3F EastWest Corporate Center, 5th Ave. cor. 23rd St., Bonifacio Global City Taguig. *For inquiries and feedback, you may call EastWest's 24-Hour Customer Service at 8888-1700 or email trustmarketing@eastwestbanker.com*

EastWest Bank is regulated by the Bangko Sentral ng Pilipinas
<https://www.bsp.gov.ph>

least 90% of its assets into its target fund, the iShares Core S&P 500 Exchange Traded Fund. The target fund tracks the benchmark. Its target fund holds the same underlying securities at the same weightings as the benchmark. It is ideal for investors with a long-term investment horizon who understand the investment risks involved when investing with equities. To invest in these securities, the fund has EastWest Banking Corporation as Trustee.

- Description and Key Characteristics of the Benchmark
 - o The S&P 500 is a stock market index tracking the performance of 500 large-cap companies listed on stock exchanges in the United States. It's considered a broad measure of the U.S. equity market and is often used as a benchmark for investment performance. The index is weighted by market capitalization, meaning companies with higher stock prices have a larger influence on the index's movement. It is not a Total Returns Benchmark nor is it net of taxes.
- Use of the Benchmark
 - o The fund is designed for high-risk appetite investors looking for returns on their investments that track the return of the Index Benchmark. As a feeder fund, this will be invested in another fund that tracks the S&P 500 index. The SPX Index benchmark would be the most appropriate as it aims to track its performance.
 - o However, there is a misalignment between the returns of fund and benchmark. This is due to the Total Returns and Taxable nature of the fund, which can create differences in their return.
- Relevant Sources for further benchmark information:
 - o S&P Dow Jones Indices (S&P 500® | S&P Dow Jones Indices (spglobal.com))
 - o Bloomberg. For additional information on the benchmark, investors may send an email to Bloomberg via indexhelp@bloomberg.net
 - o Additional information on the benchmark and/or its administrator can be made available to the investor upon request.

CLIENT SUITABILITY

Client profiling process should be performed prior to participating in the Fund to guide the prospective investor if the Fund is suited to his/her investment objectives and risk tolerance. Clients are advised to read the Declaration of Trust/Plan Rules of the Fund, which may be obtained from the Trustee, before deciding to invest.

The Fund is suitable for investors who:

- (a) have high risk appetite; and
 - (b) are looking for capital growth over an investment time horizon of at least five (5) years through a managed portfolio of equity securities.
 - (c) are willing to accept higher risks involving volatility of return and possible erosion of principal for potentially better long-term results
-

KEY RISKS AND RISK MANAGEMENT

You should not invest in this Fund if you do not understand or are not comfortable with the accompanying risks.

- The target fund, iShares Core S&P 500 Exchange Traded Fund, employs a risk management policy based on appropriate diversification of investments intended to generate long term appreciation of the Fund.
- Investors may not get back the value of their original investment upon redemption.
- The value of the Fund may rise or fall. You may lose some or all of your investment depending on the performance of the underlying securities. Factors that may affect the performance of these securities include, without limitation, market risks, fluctuations in interest rates, political instability, exchange controls, changes in taxation and foreign investment policies. Some of the key risks associated with the Fund are described below:
 - Counterparty risk – Potential or actual losses arising from risks particular to a feeder fund arrangement, as the fund is significantly dependent upon the target fund's communicated investment strategy including excessive concentration as well as timing of data transmittal.
 - Market risk – Potential or actual losses arising from adverse changes in market prices of securities.
 - Liquidity Risk – Potential or actual losses arising from the Fund's inability to convert its assets into cash immediately at minimal cost.

EastWest Bank – Trust & Asset Management Group, 3F EastWest Corporate Center, 5th Ave. cor. 23rd St., Bonifacio Global City Taguig. *For inquiries and feedback, you may call EastWest's 24-Hour Customer Service at 8888-1700 or email trustmarketing@eastwestbanker.com*

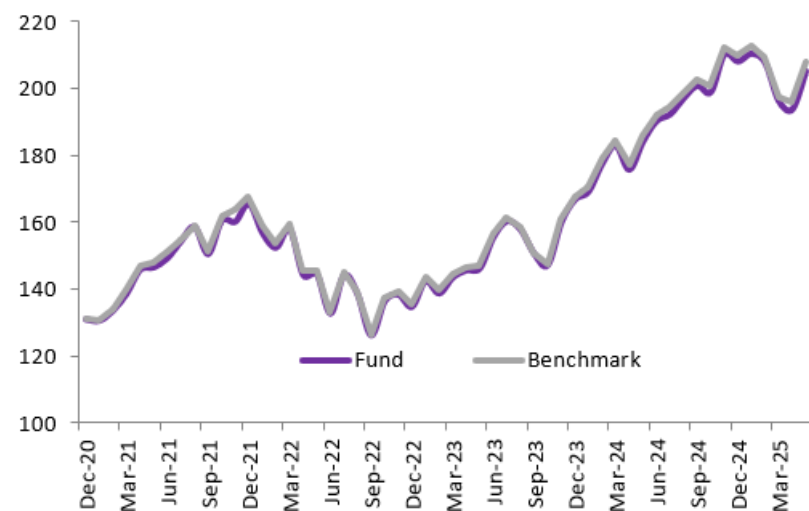
EastWest Bank is regulated by the Bangko Sentral ng Pilipinas
<https://www.bsp.gov.ph>

- Foreign Exchange Risk - refers to the potential financial loss that can occur due to fluctuations in exchange rates between currencies.
- Country refers to the uncertainty associated with investing in a specific country. It encompasses various factors, such as risks incurred by political, regulatory, or legal change.
- These are the principal risk factors which may affect the performance of the Fund. If you would like more information before you invest, please consult the most recent Declaration of Trust (DOT). The rights and duties of the investor are in the DOT.

FUND PERFORMANCE AND STATISTICS AS OF 30 May 2025

(Purely for reference purposes and is not a guarantee of future results)

NAVPU Graph



NAVPU over the past 12 months

Highest	214.3100
Lowest	175.5000

Key Statistics

Volatility, Past 1 Year*	0.010993
Sharpe Ratio**	0.41
Information Ratio***	-0.3331

Portfolio Composition (%) (Feeder Fund)

Target Fund (IVV)	95.8600%
Cash	4.14%
	100%

Target Fund Top Holdings

Microsoft Corp	6.8%
Nvidia Corp	6.6%
Apple Inc	6.0%
Amazon.com, Inc.	3.9%
Meta Platforms Inc_Class A	2.8%
Broadcom Inc	2.3%
Alphabet Inc_Class A	2.0%
Tesla Inc.	1.9%
Berkshire Hathaway Inc_Class B	1.8%
Alphabet Inc_Class C	1.6%

Cumulative Return

	1Mo	YTD	1Yr	3Yr
Fund	5.90%	-1.41%	11.45%	41.95%
Benchmark	6.15%	-0.99%	12.02%	43.07%

*Volatility measures the degree to which the Fund fluctuates on a daily basis vis-à-vis its average return over a period of time.

**Sharpe Ratio is used to characterize how well the return of a Fund compensates the investor for the level of risk taken. The higher the number, the better. Risk Free Rate used is the Average US 10Y Constant Maturity Rate.

***Information Ratio measures reward-to-risk efficiency of the portfolio relative to the benchmark. The higher the number, the higher the reward per unit of risk.

**** The benchmark is not net of taxes nor is it total returns in nature. This may cause a discrepancy between the benchmark and the fund.

OTHER DISCLOSURES

OUTLOOK AND STRATEGY. The S&P 500 surged 6.15% after the US and China agreed to scale back the tit-for-tat tariffs on their respective goods. The US lowered levies on Chinese goods from 145% to 30%, while China cut taxes on US goods from 125% to 10%. President Trump warned that tariffs could rise again after 90 days if the two sides do not make significant progress on trade talks but ruled out the possibility that tariffs would return to the 145% peak. 8 of 11 sectors posted monthly gains, with technology, consumer discretionary, communications leading the way. The S&P 500 is now up 0.51% year to date.

EastWest Bank – Trust & Asset Management Group, 3F EastWest Corporate Center, 5th Ave. cor. 23rd St., Bonifacio Global City Taguig. For inquiries and feedback, you may call EastWest's 24-Hour Customer Service at 8888-1700 or email trustmarketing@eastwestbanker.com

EastWest Bank is regulated by the Bangko Sentral ng Pilipinas
<https://www.bsp.gov.ph>

PROSPECTIVE INVESTMENT. The Fund's prospective investments, depending on availability and market development, may include but are not limited to, iShares Core S&P 500 ETF, Time Deposits, Government Securities and tradable fixed income securities issued by local financial institutions or private corporations. Investment in the iShares Core S&P 500 ETF may amount to 100% of total assets but shall not fall below 90% of total assets of the Fund.

EastWest Bank – Trust & Asset Management Group, 3F EastWest Corporate Center, 5th Ave. cor. 23rd St., Bonifacio Global City Taguig. *For inquiries and feedback, you may call EastWest's 24-Hour Customer Service at 8888-1700 or email trustmarketing@eastwestbanker.com*

EastWest Bank is regulated by the Bangko Sentral ng Pilipinas
<https://www.bsp.gov.ph>